



TORINO

SANREMO

Torino



SANREMO
COFFEE MACHINES

made in italy



LED LIGHTING OF THE WORKING AREA

Allows to effectively work in any light condition (optional)



SED VERSION

Guarantees an electronic dosing system through the button panel



SAP VERSION

Allows the semi-automatic programming of doses



GROUP SR 61

Optimized to maintain the ideal coffee extraction temperature

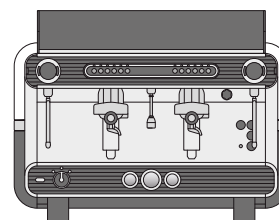


SANREMO

COFFEEMACHINES



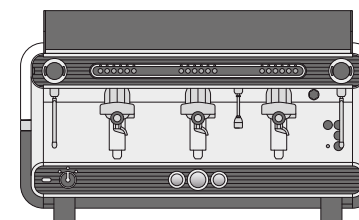
Versions



30.71 inches / 780 mm

2 group SED/SAP

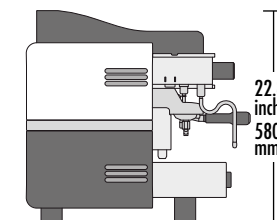
- 2 steam taps
- 1 water tap
- 1 one-cup portafilters
- 2 two-cup portafilters



39.76 inches / 1010 mm

3 group SED/SAP

- 2 steam taps
- 1 water tap
- 1 one-cup portafilters
- 3 two-cup portafilters



22.83 inches
580 mm



Torino
Link to the website



Colors

	Black	RAL 9005
	White	RAL 9003
	White Matte black	RAL 9003 9005
	White Red	RAL 9003 3002



Characteristics



MANUAL BOILER LOAD
Allows to bypass the electronic-level control.



ELECTRONIC AUTO-LEVEL
Through an electronic level probe the boiler is automatically filled and maintained to the right filling level.



GLASS LEVEL
Allows to monitor the water level in the boiler.



ACTIVATED ELECTRONIC PRE-INFUSION
Management of the delayed activation of water solenoid in the first phase of brewing.



BOILER PRESSURE GAUGE
Allows to control the boiler pressure.



READY MACHINE GAUGE
Indicates when the machine has reached the optimal temperature.



PUMP PRESSURE GAUGE
Allows to control the distribution pressure.



GROUP SR 61
Chromed brass grouphead with thermosiphonic circulation system optimized to maintain the ideal coffee extraction temperature.



EASY SERVICE
Fast access to the internal parts for quick and easy technical service.



AUTOMATIC CLEANING CYCLE
Process to clean the coffee groups.

Optional



LED LIGHTING OF THE WORK AREA
Allows efficient working in any condition of environmental lighting.



CUP WARMER
Dedicated resistor to keep all the cups at the optimal temperature.



COMPETITION FILTERS
Exclusive Sanremo design, with shape and volume designed to capture the best coffee aromas and fragrances.



EXTERNAL VOLUMETRIC PUMP



BLUETOOTH COMMUNICATION SYSTEM



NAKED PORTAFILTERS

Technical data

		2 group	3 group
voltage	V	220-240 1N	380-415 3N
power input	kW	3.3	6
steam boiler capacity	US gal / lt	3.17 / 12	5.01 / 19
steam boiler power	kW	2.95	5.6
pump power	kW	0.15	0.15
net weight	lb / kg	139 / 63	174 / 79



For more information about our
coffee machines please contact us
at export@sanremomachines.com



SANREMO
COFFEE MACHINES

SANREMO coffee machines s.r.l.
Via Giacomo Bartolan 52
31050 Vascon di Carbonera [TV] – ITALY
T +39 0422 448900
F +39 0422 448935
www.sanremomachines.com

Sanremo Coffee Machines s.r.l. has a certified Quality Management System
according to UNI EN ISO 9001:2015 standard.

