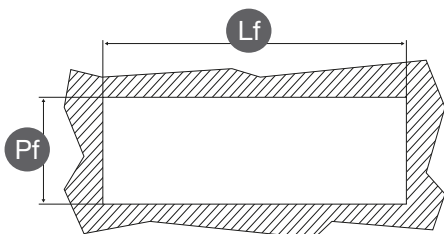


Holes arrangement on working tops and counters for built-in elements

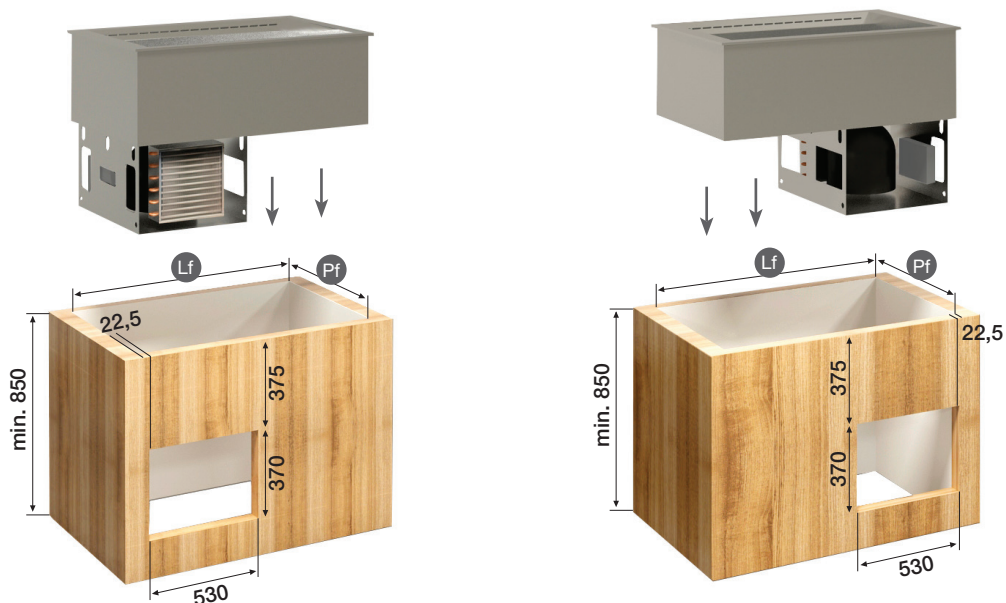


Gastronorm	2 GN1/1	3 GN1/1	4 GN1/1	5 GN1/1	6 GN1/1
Lf [mm]	775 (max 780)	1100 (max 1105)	1430 (max 1435)	1755 (max 1760)	2080 (max 2085)
Lf [mm] <i>air curtain version</i>	765 (max 770)	1090 (max 1095)	1420 (max 1425)	-	-
Pf [mm]	675 (max 680)	675 (max 680)	675 (max 680)	675 (max 680)	675 (max 680)

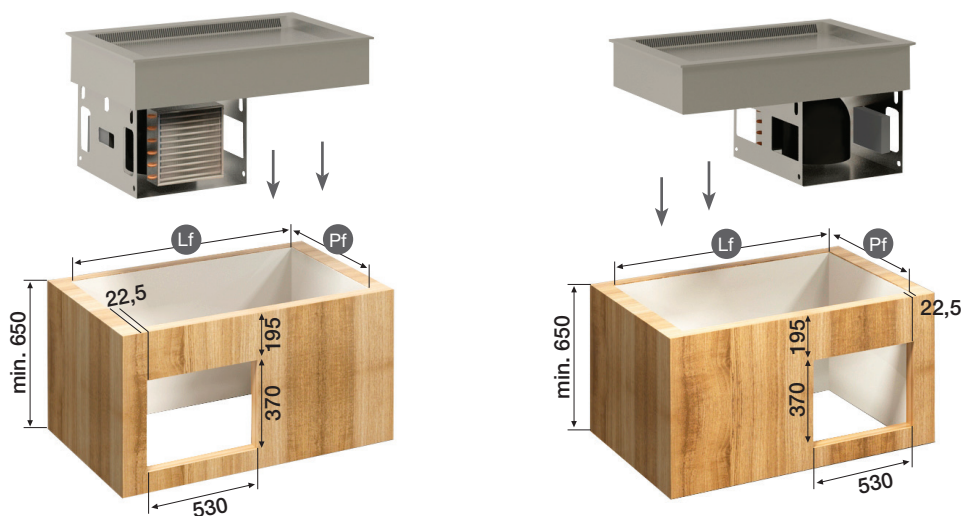
customer side view

operator side view

Holes arrangement on counters for built-in elements on **tank** with condensing unit



Holes arrangement on counters for built-in elements on **top** with condensing unit



NB: dimensions in millimetre