



Self-contained ice maker - Sprayer system Daily production up to 97 kg


Hotel	████████████████████
Restaurant	████████████████████
Fast food	████████████████████
Bar	████████████████████
Disco	████████████████████
Fish market	████████████████████
Supermarket	████████████████████
Medical & SPA	████████████████████
Industry	████████████████████

► Position n°



► Features & Plus

- Compact and crystal cube
- AISI 304 SS Scotch Brite finish
- Tropical class +43°C
- Adjustable Stainless Steel feet
- Removable and cleanable air filter
- Air or water cooling system
- Easy cleanable internal rounded surfaces
- HCFC-Free insulated storage
- RoHS Free
- Disappearing insulated door
- Electromechanical operation
- ON-OFF rocker switch
- Standard and special voltages
- HFC Free
- Automatic Washing system



Green-Tech Design



Side openings for better ventilation

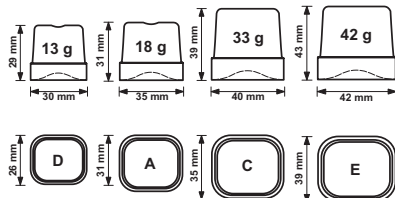


Double water inlet (W models only)



Plug-in electrical connection

► Available ice cube size



► Prod. 24h

Air temp.	Water temp.	kg	lbs		
		10° C	50° F	7° C	45° F
21° C	70° F	15° C	60° F	95	209

2 Years Warranty
subject to limitations

► Certifications available for this model



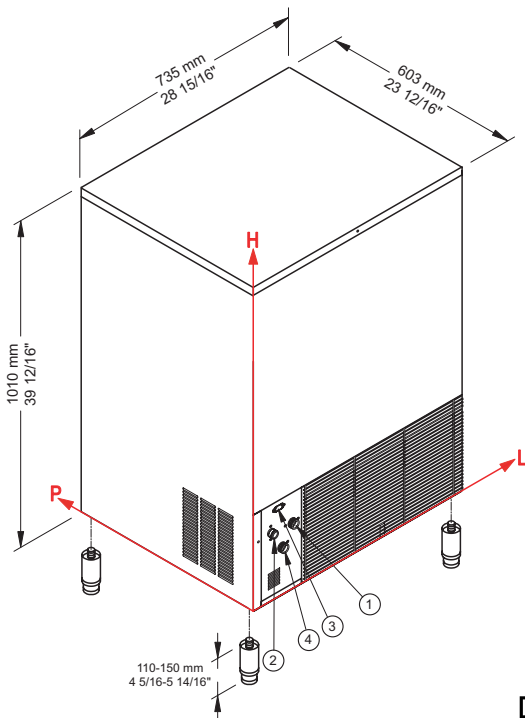


Ice Cube

CB 955 HC



Self-contained ice maker - Sprayer system Daily production up to 97 kg



► Working conditions

- Location: **Indoor**

	Min	Max
Ambient temperature	+10° C / +50° F	+43° C / 110° F
Water temperature	+3° C / +37° F	+32° C / +90° F
Voltage	-10%	+10%
Water inlet pressure	1bar (14 psi)	6bar (84 psi)

► Performances

	Air temperature	Water temperature	Water temperature				
			7° C	45° F	15° C	60° F	21° C
	10° C	97 kg					
	50° F	214 lbs					
	21° C		95 kg				
	70° F			209 lbs			
	32° C				82 kg		
	90° F					181 lbs	

► Connections

All measures are referred to the rear bottom-left corner (L-H-Ø)

- ① Water in.: 135 mm / 5 5/16" - 237 mm / 9 5/16" - 3/4" ② Water out.: 62 mm / 2 7/16" - 242 mm / 9 8/16" - 24 mm / 15/16"
- ③ Electrical connections: 100 mm / 3 15/16" - 312 mm / 12 5/16" ④ Cond. water in: 98 mm / 3 14/16" - 177 mm / 6 15/16" - 3/4"
- ④ Only for water cooling systems

► Technical information

Production in 24h	95 kg / 209 lbs	Water consumption	A: 2,3 l/kg - 30,9 gal/100 lbs
Store capacity, up to	55 kg / 121 lbs		W: 16,5 l/kg - 197,7 gal/100 lbs
Cooling system	A - W	Sizes (L-P-H mm)	735 - 603 - 1010
Kind of cube	A-18g, C-33g, D-13g, E-42g	(L-P-H in)	28 15/16 - 23 12/16 - 39 12/16
Refrigerant	R290	Sizes with pack (L-P-H mm)	780 - 640 - 1185
Standard voltage	220-240 V ~ 50 Hz	(L-P-H in)	30 11/16 - 25 3/16 - 46 10/16
Average power consumption	870 W	Net weight	74 kg / 163 lbs
Fuse	10 A	Gross weight	86 kg / 190 lbs
Electrical consumption	23 kWh/100kg	Finish	AISI 304 stainless steel, scotch brite

All the technical information must be considered at the following conditions:

- Sizes without feet
- Standard Cube (18 g)
- Ambient temperature +21° C
- Water temperature +15° C
- Electrical consumption at +32° C (standard voltage)
- Average power consumption at +43° C (standard voltage)

Models and specifications are subject to change without notice

Rev. 00 - Issued October 2021



www.bremaice.it
info@bremaicegroup.it

We are Brema

