

EC 226 XSafe

Self Contained Ice Machine 145 kg

Item #:
Project:
Quantity:



FEATURES

- Produces individual Gourmet crystal clear supercubes.
- Resistant stainless steel exterior. Advanced diagnostics computerized control.
- Front panel in and out airflow (air cooled model only) for built-in installation.
- Front access condenser air filter, removable and washable (air cooled model only).
- Easily accessible front ON-OFF switch. Routine maintenance visible alarm light on front panel.
- Ergonomically designed ice storage access, with disappearing door. Door-closing movement dampening system.
- PWD - Progressive Water Discharge: pumps excess residual water up to a distance of 15 meters.
- XSafe: natural sanitation system, integrated inside the ice maker and operating automatically 24/7 to keep equipment clean & safe.



EC L 226
Large Gourmet 39 g
Ø 38 x H 41 mm



EC M 226
Medium Gourmet 20 g
Ø 30 x H 34 mm



EC S 226
Small Gourmet 8 g
Ø 21 x H 25 mm

CONDENSING SYSTEM

Air cooled
Water cooled

REFRIGERANT GAS

R404A
R452A

VOLTAGE V/Hz/ph

230/50/1
230/60/1

INTERNAL BIN CAPACITY

70 kg

CERTIFICATIONS



OPERATING REQUIREMENTS

	Minimum	Maximum
Air temperature	10	43
Water temperature	5	38
Water pressure	1 bar (14 psi)	5 bar (70 psi)
Electrical voltage	-10%	+10%

IMPORTANT NOTICE:
Models and specifications are subject to change without notice.
This spec sheet is meant for commercial purpose only.
For technical documentation please refer to our service manuals.

www.scotsman-ice.it
www.scotsman-ice.com

Self Contained Ice Machine 145 kg

EC 226

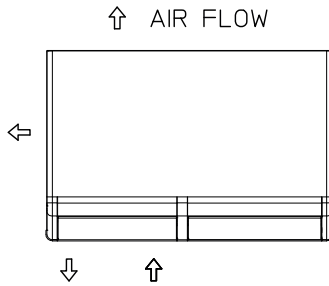
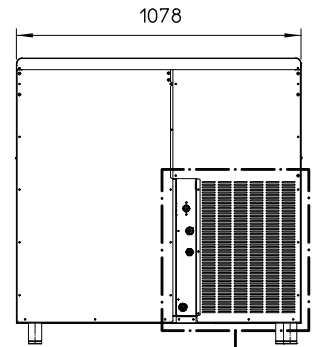
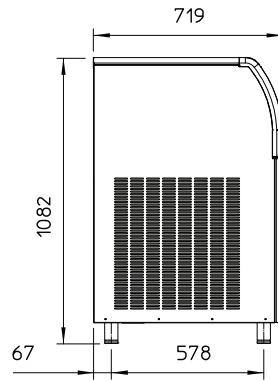
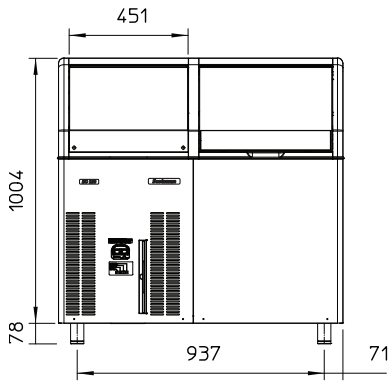
XSafe

Scotsman
Ice Systems

Self Contained Ice Machine 145 kg

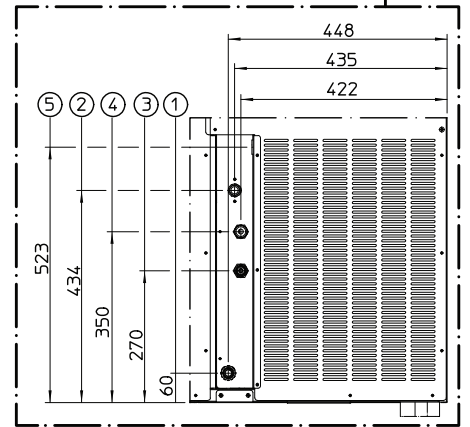
Item #:
Project:
Quantity:

Self Contained Ice Machine 145 kg



UNIT OF MEASUREMENT: mm

1. 3/4" OD - OVERFLOW DRAIN
2. 3/4" GAS - WATER INLET
3. 3/4" GAS - WATER OUTLET
WATER COOLED UNIT ONLY
4. 3/4" GAS - WATER INLET
WATER COOLED UNIT ONLY
5. CORD SET



UNIT DATA		SHIPPING DATA	
Size (W x D x H)	1078 x 719 x 1082 mm	Carton (W x D x H)	1150 x 780 x 1160 mm
Net weight	98 kg	Weight	112 kg

Version	Voltage	24 h ice production kg °C Amb. / °C Water			Energy consumption (*)		Water usage (*) l/h	Instant power W	Compressor W	Circuit wires No. x Ømm²	Max. fuse size A
		10°C/10°C kg	21°C/10°C kg	32°C/21°C kg	kWh/ 100 kg	kWh/ 24h					
ECL 226 AS	230/50/1	134	128	101	23.6	23.7	11.3	1150	2650	3 x 1.5	16
ECL 226 WS	230/50/1	150	130	100	15.0	19.5	141.7	800	2650	3 x 1.5	16
ECM 226 AS	230/50/1	145	142	110	22.0	24.2	13.8	1150	2650	3 x 1.5	16
ECM 226 WS	230/50/1	150	147	130	14.8	19.2	139.2	800	2650	3 x 1.5	16
ECS 226 AS	230/50/1	155	152	100	25.6	25.6	17.0	1500	2571	3 x 1.5	10
ECM 226 AS	230/60/1	145	142	110	25.6	28.1	15.8	1150	3100	3 x 1.5	16

(*) Data refer to 32°C Amb. / 21°C Water temperature conditions