

# Warmer Cabinet

## Instruction Manual

Model # 5581, 5581EX









 **GOLD MEDAL**®

**FUNFOOD EQUIPMENT & SUPPLIES**

Cincinnati, OH 45241-4807 USA

# SAFETY PRECAUTIONS

	<p style="text-align: center;"><b>⚠ DANGER</b></p> <p>Machine must be properly grounded to prevent electrical shock to personnel. Do NOT immerse the equipment in water.</p> <p>Always unplug the equipment before cleaning or servicing.</p>
	<p style="text-align: center;"><b>⚠ WARNING</b></p> <p>NEVER put your fingers or any object into the heating area. We do NOT assume any liability for injury due to careless handling or operation of this equipment.</p>
	<p style="text-align: center;"><b>⚠ WARNING</b></p> <p>ALWAYS wear safety glasses when servicing this equipment.</p>
	<p style="text-align: center;"><b>⚠ WARNING</b></p> <p>Any alterations to this equipment will void the warranty and may cause a dangerous situation. NEVER make alterations to the equipment. Make sure all machine switches are in the off position before plugging the equipment into the receptacle.</p>
	<p style="text-align: center;"><b>⚠ CAUTION</b></p> <p>Do NOT allow direct contact with this equipment and the general public when used in food service locations. Only personnel that are trained and familiar with the equipment should operate the equipment. Carefully read all installation instructions before operation.</p>
	<p style="text-align: center;"><b>⚠ CAUTION</b></p> <p>This machine is NOT to be operated by minors. Minors are classified as anyone under the age of 18.</p>

## NOTE

Improvements are always being made to Gold Medal Products equipment. This information may not be the latest available for your purposes. It is critical that you call Gold Medal Products technical service department at 1-800-543-0862 for any questions about machine operations, replacement parts, or any service questions.

# INSTALLATION INSTRUCTIONS

## Inspection of Shipment:

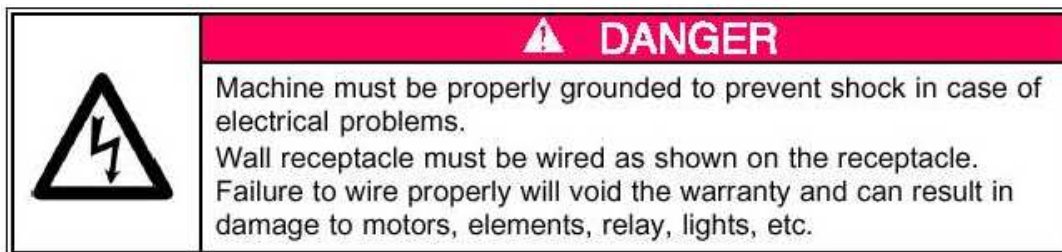
Unpack all cartons and check thoroughly for any damage that may have occurred during transit. Damage claims should be filed immediately with the transportation company. Gold Medal Products is not responsible for damage that occurs in transit.

## Setup:

Your new warmer is completely assembled and tested at the factory. Remove all packing material and tape before starting operation.

## Electrical Requirements:

Voltage requirement for standard models is 120 volt, 60 cycle single phase, the export requirement is 240 volt, 50 cycle phase. The machine will draw a maximum of 15amps. Your electrician must finish sufficient current for the proper operation of your machine. We recommend this machine be on a dedicated and protected circuit line.



This warmer requires a 15 amp protected circuit.

Your electrician must furnish sufficient power for proper machine operation. We recommend this warmer be on a dedicated and protected circuit. Failure to wire properly will void the warranty and may result in damage to the machine.

It is Gold Medal Products Company's recommendation that this machine be plugged directly into a wall outlet. The use of extension cords is not recommended due to safety concerns, and may cause sacrificed and/or reduced performance.

## Before You Plug In Machine:

1. Make sure that the wall outlet can accept the three (3) prong grounded plug on the power supply cord (domestic only).
2. The wall outlet must have the proper polarity. If in doubt, have a competent electrician inspect the outlet and correct if necessary.
3. **DO NOT** use a three (3) prong grounded to two (2) prong un-grounded adapter.


# OPERATING INSTRUCTIONS

## Controls And Their Functions

### Heat Switch

Pushing this switch to the "ON" position energizes the heat element and turns on the light. .



## CARE AND CLEANING



	<p style="text-align: center;"><b>⚠ DANGER</b></p> <p>Machine must be properly grounded to prevent electrical shock to personnel. Do NOT immerse the kettle, warmer, or any other part of this equipment in water. Always unplug the equipment before cleaning or servicing.</p>
---	--

The aluminum body of the display is easy to keep clean. NEVER USE ABRASIVES on the stainless steel body. The cabinet and glass should always be cleaned using Gold Medal's non-ammonia watchdog cleaner – item #2588. NEVER use an ammonia based cleaner. Remember the inside of the glass must be cleaned too.

# MAINTENANCE INSTRUCTIONS

	 <b>DANGER</b>
	<p>Do NOT immerse the equipment in water. Unplug your machine before servicing.</p>

	 <b>WARNING</b>
	<p>Adequate eye protection must be used when servicing this equipment to prevent the possibility of injury.</p>

	 <b>CAUTION</b>
	<p>THE FOLLOWING SECTIONS OF THIS MANUAL ARE INTENDED ONLY FOR QUALIFIED SERVICE PERSONNEL WHO ARE FAMILIAR WITH ELECTRICAL EQUIPMENT. THESE ARE NOT INTENDED FOR THE OPERATOR.</p>

## ORDERING SPARE PARTS

**\* Always speak to a Gold Medal Products Technical Service Advisor before ordering any parts to help ensure accuracy for your product. Included diagrams may not be the latest information.**

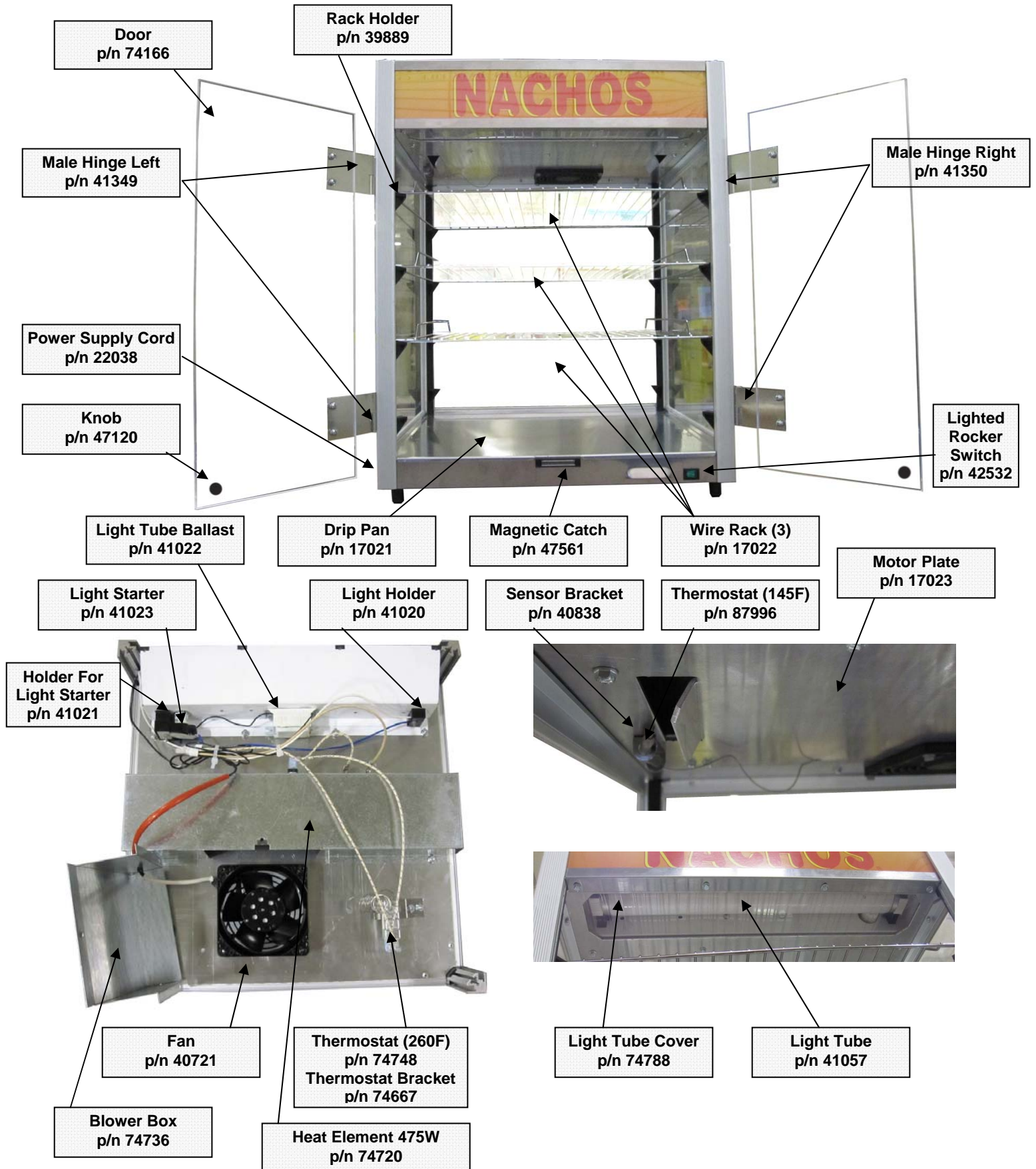
1. Identify the needed part by checking it against the photos, illustrations, and/or parts list.
2. When ordering, please include part number, part name, and quantity needed.
3. Please include your model name, serial number, and date of manufacture (located on the machine nameplate) with your order.
4. Address all parts orders to:

Parts Department  
Gold Medal Products Co.  
10700 Medallion Drive  
Cincinnati, Ohio 45241-4807

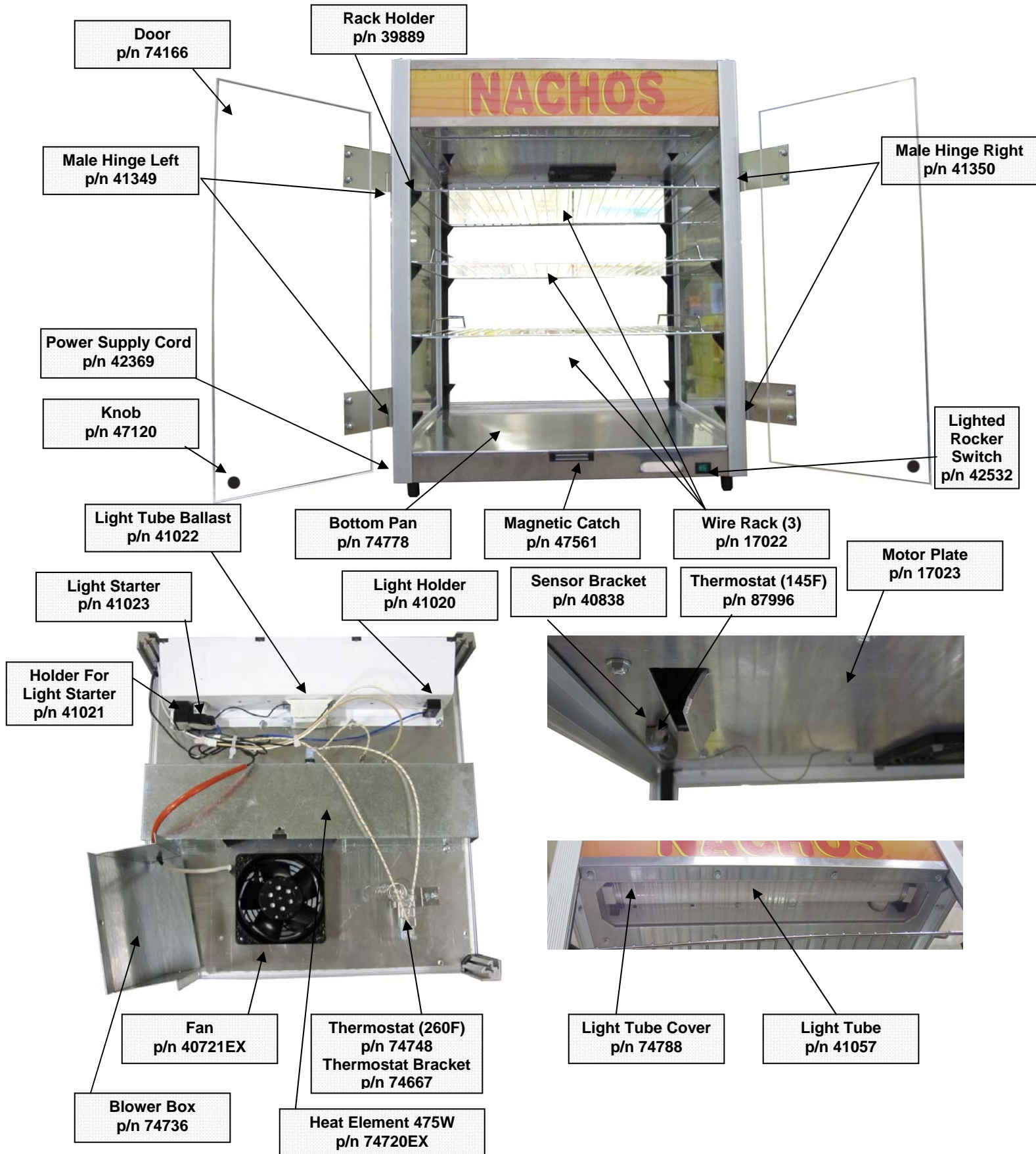
Or, place orders by phone or online:

(800) 543-0862  
(513) 769-7676  
Fax: (513) 769-8500  
E-mail: [info@gmpopcorn.com](mailto:info@gmpopcorn.com):  
Web Page: [www.gmpopcorn.com](http://www.gmpopcorn.com)

# Cabinet Assembly - Domestic

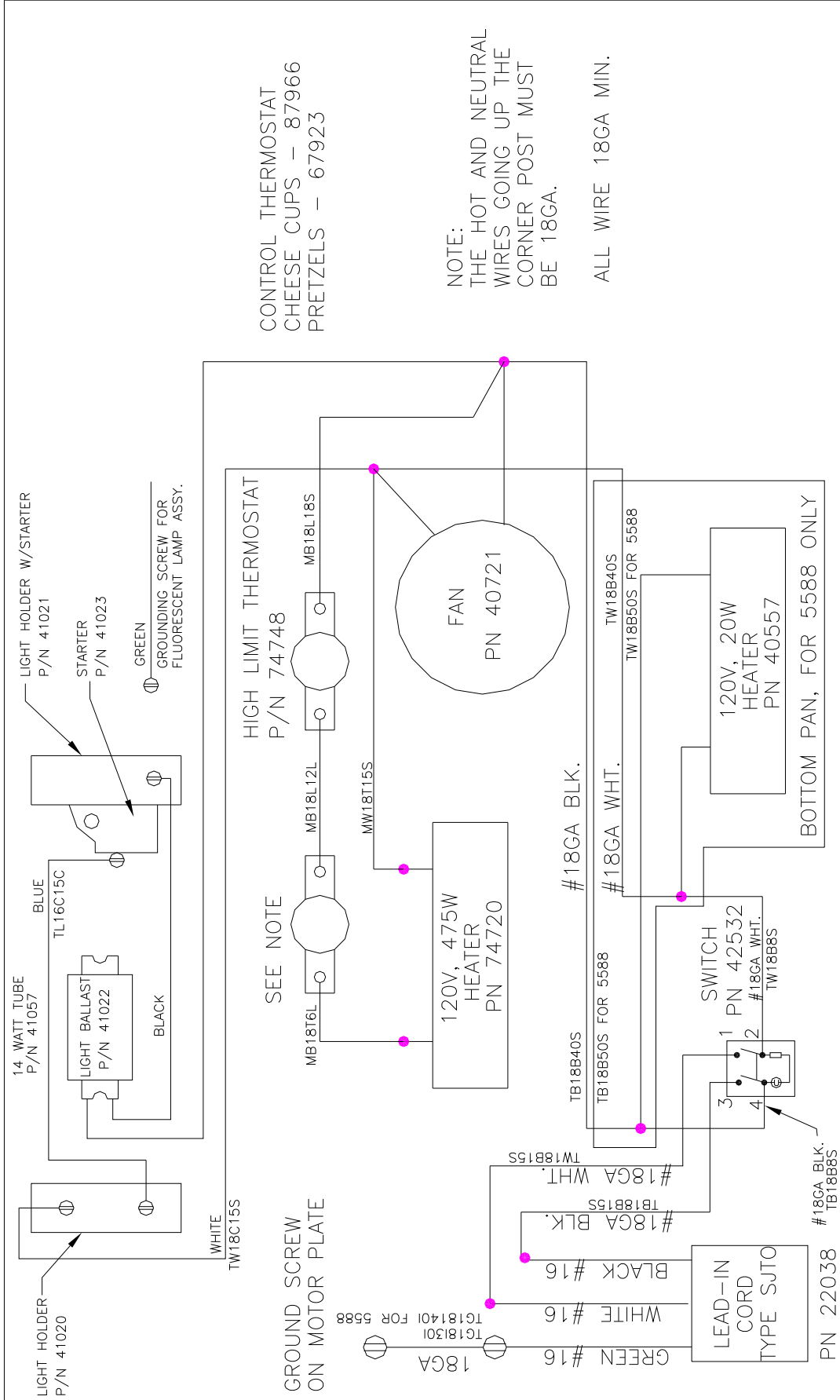


# Cabinet Assembly – Export





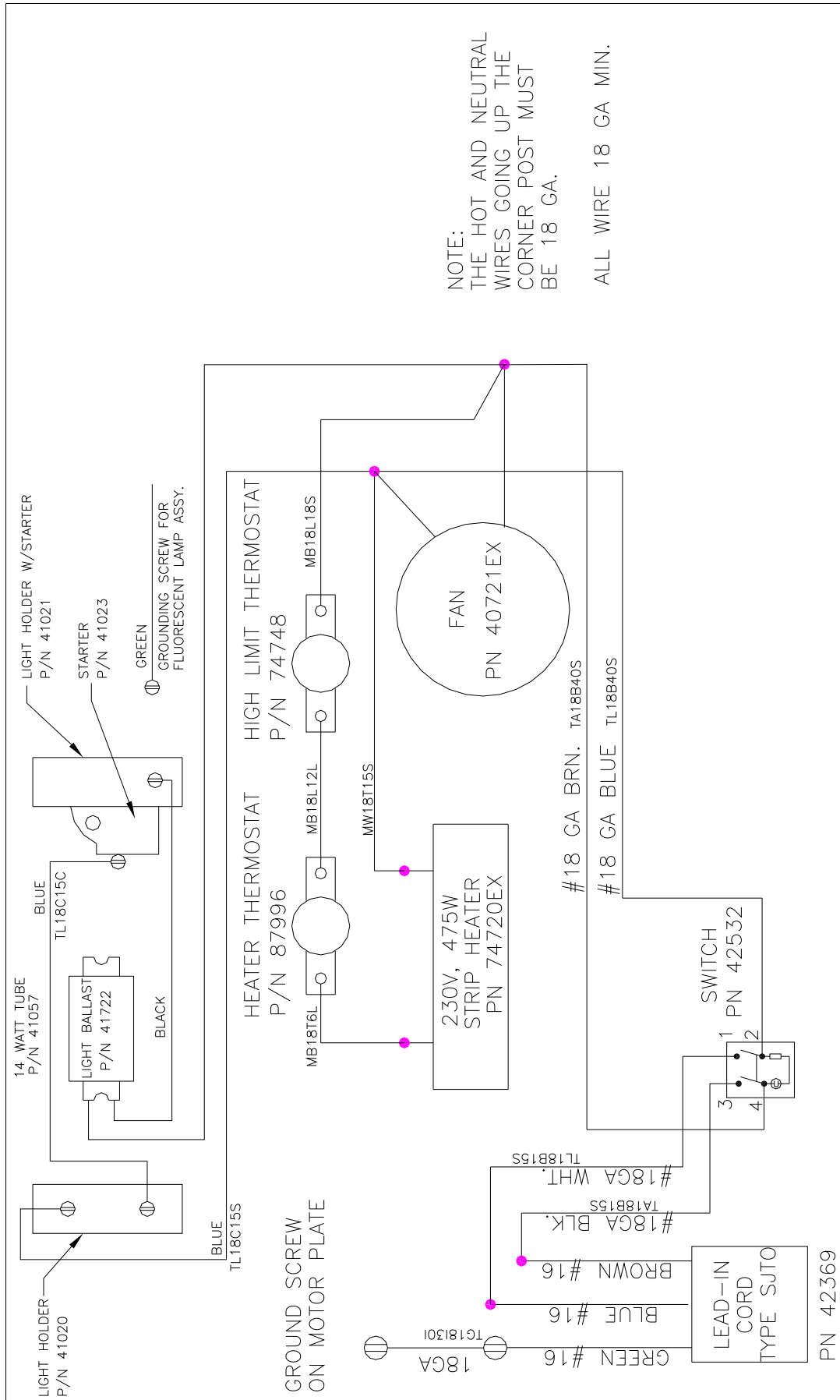
# Wiring Diagram – 5581



CONTROL THERMOSTAT  
CHEESE CUPS – 87966  
PRETZELS – 67923

NOTE:  
THE HOT AND NEUTRAL  
WIRES GOING UP THE  
CORNER POST MUST  
BE 18GA.  
ALL WIRE 18GA MIN.

# Wiring Diagram - 5581EX



NOTE:  
 THE HOT AND NEUTRAL  
 WIRES GOING UP THE  
 CORNER POST MUST  
 BE 18 GA.  
 ALL WIRE 18 GA MIN.

# WARRANTY

WE WARRANT to the original purchaser the Gold Medal equipment sold by us to be free from defects in material or workmanship under normal use and service. Our obligation under this warranty shall be limited to the repair or replacement of any defective part for a period of six (6) months from the date of sale to the Original Purchaser with regard to labor and two (2) years with regard to parts and does not cover damage to the equipment caused by accident, alteration, improper use, voltage, abuse, or failure to follow instructions.

THIS WARRANTY IS IN LIEU OF ALL OTHER WARRANTIES EXPRESSED OR IMPLIED, AND OF ALL OTHER OBLIGATIONS OR LIABILITIES ON OUR PART, INCLUDING THE IMPLIED WARRANTY OF MERCHANTABILITY. THERE ARE NO WARRANTIES WHICH EXTEND BEYOND THE DESCRIPTION ON THE FACE HEREOF. We neither assume, nor authorize any other person to assume for us, any other obligation or liability in connection with the sale of said GOLD MEDAL equipment or any part thereof.

The term "Original Purchaser" as used in this warranty shall be deemed to mean that person, firm, association, or corporation who was billed by the GOLD MEDAL PRODUCTS COMPANY, or their authorized distributor for the equipment.

THIS WARRANTY HAS NO EFFECT AND IS VOID UNLESS THE ORIGINAL PURCHASER FIRST CALLS GOLD MEDAL PRODUCTS COMPANY AT 1-800-543-0862 TO DISCUSS WITH OUR SERVICE REPRESENTATIVE THE EQUIPMENT PROBLEM, AND, IF NECESSARY, FOR INSTRUCTIONS CONCERNING THE REPAIR OR REPLACEMENT OF PARTS.



**GOLD MEDAL PRODUCTS COMPANY**

**10700 Medallion Drive**

**Cincinnati, Ohio 45241-4807 USA**

**[www.gmpopcorn.com](http://www.gmpopcorn.com)**

**Phone: 1-800-543-0862**

**Fax: 1-800-542-1496**

© The text, descriptions, graphics and other material in this publication are the proprietary and exclusive property of Gold Medal Products Company and shall not be used, copied, reproduced, reprinted or published in any fashion, including website display, without its express written consent.