

DRB 100

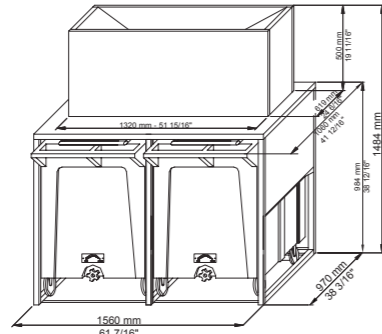
Bin Series

► Features & Plus

- 18/8 stainless steel bearing structure where lean: the intermediate container to collect ice while the trolley is out and the icemaker
- Trolley for the ice collection and transport; polyethylene moulded, fit to come into contact with foodstuffs; internally insulated to assure the perfect ice conservation; supplied on 4 wheels with foot block

► Technical information

Storage capacity up to	108 kg x 2 - 238 lbs x 2
Store capacity up to	50 kg - 110 lbs
Usable with	VM 500/900 - G 280/510 G 510 Split/700 Split CO ₂ TM 250/450 - M 350/600 M 350 Split/600 Split M 600 Split CO ₂
Net weight	135 kg - 298 lbs
Gross weight	170 kg - 375 lbs
Sizes (L-P-H mm)	1560 x 1060 x 1484 mm
(L-P-H in)	61 7/16 x 41 12/16 x 58 7/16 "
Sizes with pack (L-P-H mm)	1625 x 1125 x 1655 mm
(L-P-H in)	64 x 44 5/16 x 65 3/16 "



DRB 1200

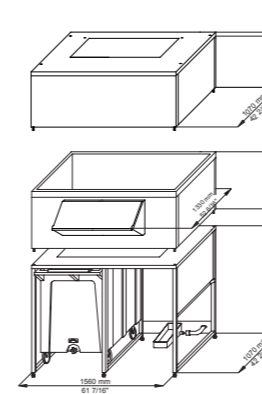
Bin Series

► Features & Plus

- 18/8 stainless steel bearing structure where lean: the intermediate container to collect ice while the trolley is out and the icemaker
- Trolley for the ice collection and transport; polyethylene moulded, fit to come into contact with foodstuffs; internally insulated to assure the perfect ice conservation; supplied on 4 wheels with foot block

► Technical information

Storage capacity up to	108 kg x 2 - 238 lbs x 2
Store capacity up to	≈ 1000 kg - 2205 lbs
Usable with	G 510/510 Split/700 Split CO ₂ G 1000/1000 Split/1400 Split CO ₂ - TM 450 M 600/800/600 Split/600 Split CO ₂ M 800 Split/1000 Split CO ₂
Net weight	251 kg - 553 lbs
Gross weight	404 kg - 891 lbs
Sizes (L-P-H mm)	1560 x 1330 x 2460 mm
(L-P-H in)	61 7/16 x 52 6/16 x 96 14/16 "
Sizes with pack (L-P-H mm)	1630 x 1200 x 1145 mm (x3)
(L-P-H in)	64 3/16 x 47 4/16 x 45 1/16 " (x3)



DRB 500

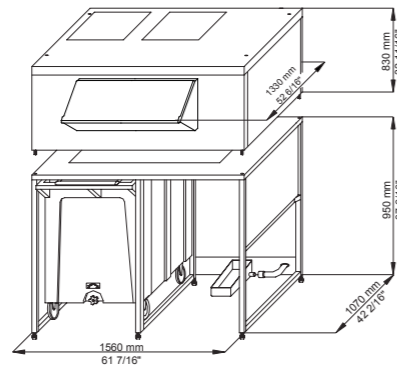
Bin Series

► Features & Plus

- 18/8 stainless steel bearing structure where lean: the intermediate container to collect ice while the trolley is out and the icemaker
- Trolley for the ice collection and transport; polyethylene moulded, fit to come into contact with foodstuffs; internally insulated to assure the perfect ice conservation; supplied on 4 wheels with foot block

► Technical information

Storage capacity up to	108 kg x 2 - 238 lbs x 2
Store capacity up to	300 kg - 661 lbs
Usable with	G 510/510 Split/700 Split CO ₂ G 1000/1000 Split/1400 Split CO ₂ - TM 450 M 600/800/1500 - M 600 Split/600 Split CO ₂ M 800 Split/1000 Split CO ₂ M 1500 Split/1500 Split CO ₂
Net weight	204 kg - 450 lbs
Gross weight	307 kg - 677 lbs
Sizes (L-P-H mm)	1560 x 1330 x 1810 mm
(L-P-H in)	61 7/16 x 52 6/16 x 71 4/16 "
Sizes with pack (L-P-H mm)	1630 x 1200 x 1145 mm (x2)
(L-P-H in)	64 3/16 x 47 4/16 x 45 1/16 " (x2)



ID 70

Bin Series

► Features & Plus

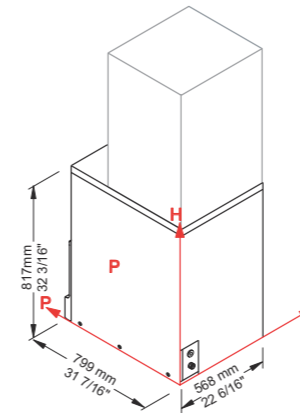
- Ice cubes dispensers with manual charge
- Particularly suitable for the ice production of fast-food restaurants or places that pour fizzy drinks.

► Connections

- ① Electrical connection: 86 mm / 3 6/16" - 90 mm / 3 9/16"
- ② Water out.: 95 mm / 3 12/16" - 40 mm / 1 9/16" - 24 mm / 15/16"

► Technical information

Storage capacity up to	18-21 kg - 40-46 lbs
Kind of cube	7g, 13 x 18 x 13 (approximate size)
Standard voltage	220-240 V ~ 50 Hz
Electrical consumption	240 W
Net weight	58 kg - 128 lbs
Gross weight	66 kg - 146 lbs
Sizes (L-P-H mm)	568 x 799 x 817 mm
(L-P-H in)	22 6/16 x 31 7/16 x 32 3/16 "
Sizes with pack (L-P-H mm)	600 x 900 x 1030 mm
(L-P-H in)	23 10/16 x 35 7/16 x 40 9/16 "
Finish	AISI 304 stainless steel, scotch brite



Ice Bins



Bin 240 PE

Bin Series

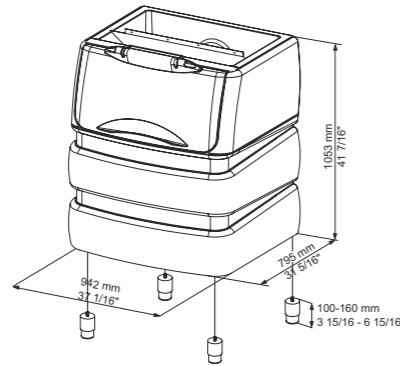
► Features & Plus

- Polyethylene moulded, fit to come into contact with foodstuffs
- Highly insulated, avoid the ice melting for a long time

► Technical information

Storage capacity up to	180 kg - 397 lbs
Usable with	C 150 - VM 350/500/900 G 160/280/510/510 Split G 700 Split CO ₂ - TM 140/250/450
Net weight	64 kg - 141 lbs
Gross weight	79 kg - 174 lbs
Sizes (L-P-H mm) *	942 x 795 x 1053 mm
(L-P-H in)	37 1/16 x 31 5/16 x 41 7/16 "
Sizes with pack (L-P-H mm)	1035 x 885 x 1275 mm
(L-P-H in)	40 12/16 x 34 13/16 x 50 3/16 "

Sizes without feet
* Adjustable foot 100-160 mm



Bin 200

Bin Series

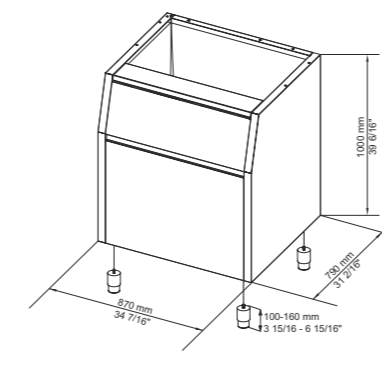
► Features & Plus

- Frame completely in stainless steel 18/8 scotch brite
- Inside tank in polyethylene, suitable to get into contact with foodstuff and simple to clean
- Highly insulate, avoid the ice melting for a long time

► Technical information

Storage capacity up to	200 kg - 441 lbs
Usable with	C 150 - VM 350/500/900 G 160/280/510/510 split/700 split CO ₂ TM 140/250/450 - M 250
Net weight	74 kg - 163 lbs
Gross weight	93 kg - 205 lbs
Sizes (L-P-H mm) *	870 x 790 x 1000 mm
(L-P-H in)	34 4/16 x 31 2/16 x 39 6/16 "
Sizes with pack (L-P-H mm)	920 x 840 x 1210 mm
(L-P-H in)	36 4/16 x 33 1/16 x 47 10/16 "

Sizes without feet
* Adjustable foot 100-160 mm



Bin 550V DS

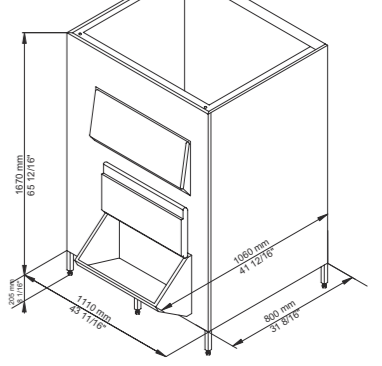
Bin Series

► Features & Plus

- Made of AISI 304 scotch brite 18/8 stainless steel, with effective insulation that provides long-lasting prevention of ice melting
- Vertical design, equipped with 2 doors to facilitate removal of the ice

► Technical information

Storage capacity up to	550 kg - 1213 lbs
Usable with	G 510/510 Split/700 Split CO ₂ G 1000/1000 Split/1400 Split CO ₂ - TM 450 M 350/600/800/1500 - M 350 Split M 600/800 Split - M 600/1000 Split CO ₂ M 1500 Split/1500 Split CO ₂
Net weight	163 kg - 359 lbs
Gross weight	177 kg - 390 lbs
Sizes (L-P-H mm)	1110 x 1060 x 1915 mm
(L-P-H in)	43 11/16 x 41 12/16 x 75 6/16 "
Sizes with pack (L-P-H mm)	1280 x 1235 x 1960 mm
(L-P-H in)	50 6/16 x 48 10/16 x 77 3/16 "



Bin 110

Bin Series

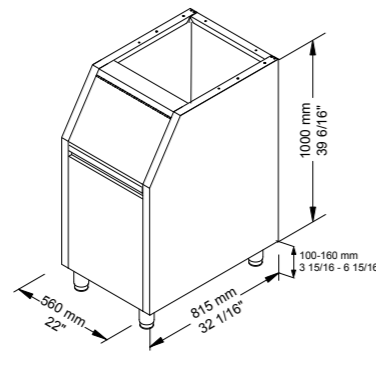
► Features & Plus

- Frame completely in stainless steel 18/8 scotch brite
- Inside tank in polyethylene, suitable to get into contact with foodstuff and simple to clean
- Highly insulated, avoid the ice melting for a long time

► Technical information

Storage capacity up to	100 kg - 220 lbs
Usable with	VM 350 - G 160/280/510 G 510 Split/700 Split CO ₂ TM 140/250/450
Net weight	53 kg - 117 lbs
Gross weight	65 kg - 143 lbs
Sizes (L-P-H mm) *	560 x 815 x 1000 mm
(L-P-H in)	22 x 32 1/16 x 39 6/16 "
Sizes with pack (L-P-H mm)	620 x 880 x 1175 mm
(L-P-H in)	24 7/16 x 34 10/16 x 46 4/16 "

Sizes without feet
* Adjustable foot 100-160 mm



Bin 350

Bin Series

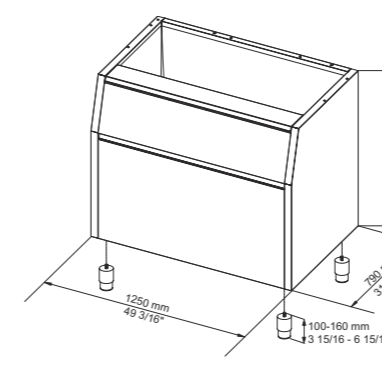
► Features & Plus

- Frame completely in stainless steel 18/8 scotch brite
- Inside tank in polyethylene, suitable to get into contact with foodstuff and simple to clean
- Highly insulate, avoid the ice melting for a long time

► Technical information

Storage capacity up to	350 kg - 772 lbs
Usable with	C 150/300/300 Split - VM 500/900/1700 G 280/510/510 Split/700 Split CO ₂ TM 250/450 - M 250/350/600 M 350 Split/600 Split - M 600 Split CO ₂
Net weight	105 kg - 231 lbs
Gross weight	126 kg - 278 lbs
Sizes (L-P-H mm) *	1250 x 790 x 1000 mm
(L-P-H in)	49 3/16 x 31 2/16 x 39 6/16 "
Sizes with pack (L-P-H mm)	1300 x 850 x 1180 mm
(L-P-H in)	51 1/5 x 33 7/16 x 46 7/16 "

Sizes without feet
* Adjustable foot 100-160 mm



Roller Bin 100

Bin Series

► Features & Plus

- 18/8 stainless steel bearing structure where lean: the intermediate container to collect ice while the trolley is out and the icemaker
- Trolley for the ice collection and transport; polyethylene moulded, fit to come into contact with foodstuffs; internally insulated to assure the perfect ice conservation; supplied on 4 wheels with foot block

► Technical information

Storage capacity up to	108 kg - 238 lbs
Store capacity up to	17 kg - 37 lbs
Usable with	G160/280/510/510 Split G700 Split CO ₂ TM 140/250/450
Net weight	64 kg - 141 lbs
Gross weight	80 kg - 176 lbs
Sizes (L-P-H mm)	795 x 1060 x 1284 mm
(L-P-H in)	31 5/16 x 41 12/16 x 50 9/16 "
Sizes with pack (L-P-H mm)	860 x 1125 x 1145 mm
(L-P-H in)	33 14/16 x 44 5/16 x 45 1/16 "

